

How to delete a standing order in the Barclays app

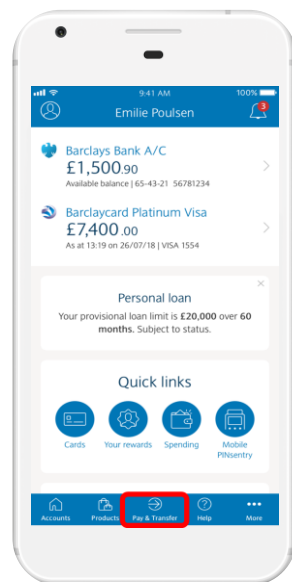
The Barclays app is a secure way to access your accounts 24 hours a day.

- With the app, you can
- Pay people and check your balance
- Change your cash machine limit, view your PIN and freeze your card
- Earn cashback and rewards, and see them tally up.

Here's how to manage your money by deleting a standing order.

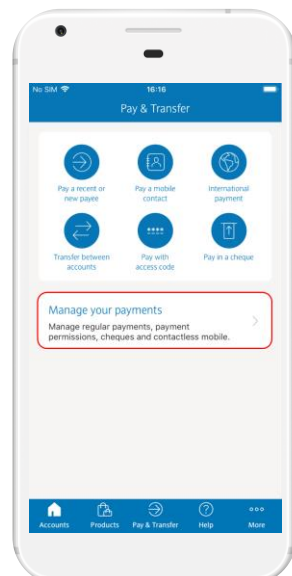
Step 1

Tap 'Pay & Transfer' from your app homepage.



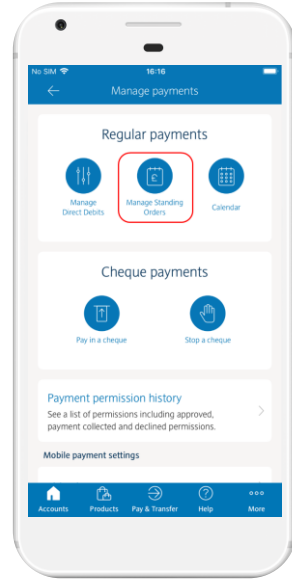
Step 2

Tap 'Pay in a cheque'.



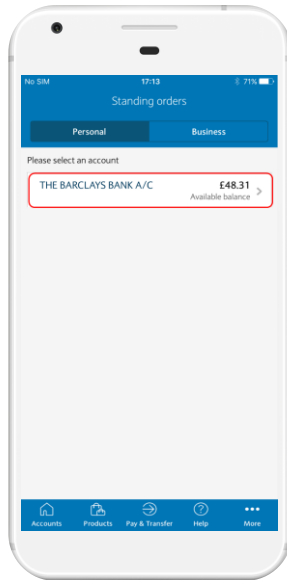
Step 3

Tap 'Manage Standing Orders'.



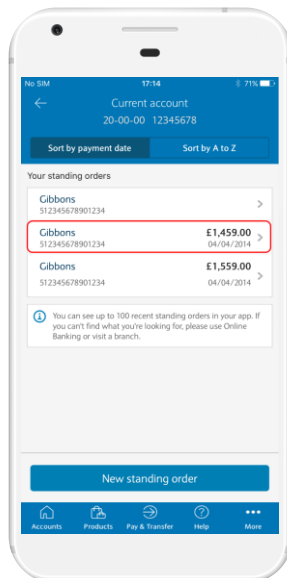
Step 4

Select the account the standing order is for, if you have more than one.



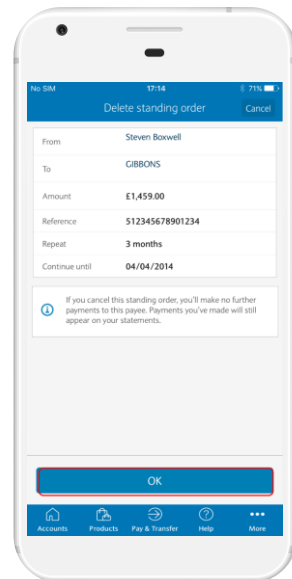
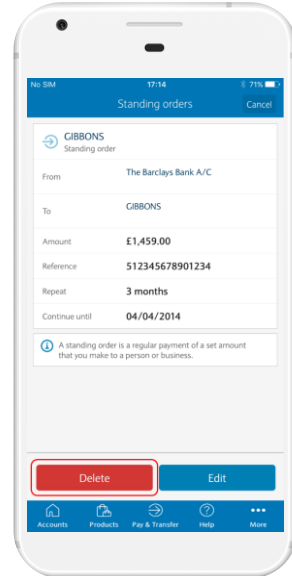
Step 5

Tap the standing order you want to delete.



Step 3

Tap 'Delete' and then tap 'OK' to confirm that you want to delete this standing order.



The Barclays app works with iOS 9.3 or later on Apple iPhone, iPod Touch and iPad, or Android 5.0 or later.

Terms and conditions apply. You must have a current account with us, be aged 16 or over and have a mobile phone number to use the Barclays app

Call monitoring and charges information

- * Calls may be monitored or recorded for quality and training purposes. Calls to 0800 numbers are free if made from a UK landline or personal mobile. Calls to 03 numbers are charged at the same rate as calls to 01 and 02 landlines, and will count towards any inclusive minutes you have covering calls to landline numbers. Charges may apply when calling from abroad.

Barclays Bank UK PLC is authorised by the Prudential Regulation Authority and regulated by the Financial Conduct Authority and the Prudential Regulation Authority (Financial Services Register No. 759676). Barclays Insurance Services Company Limited is authorised and regulated by the Financial Conduct Authority (Financial Services Register No. 312078). Registered in England, Registered No. 973765. Registered office: 1 Churchill Place, London E14 5HP.