

How to make payments

Using the Barclays Mobile Banking app and Barclays Online Banking.

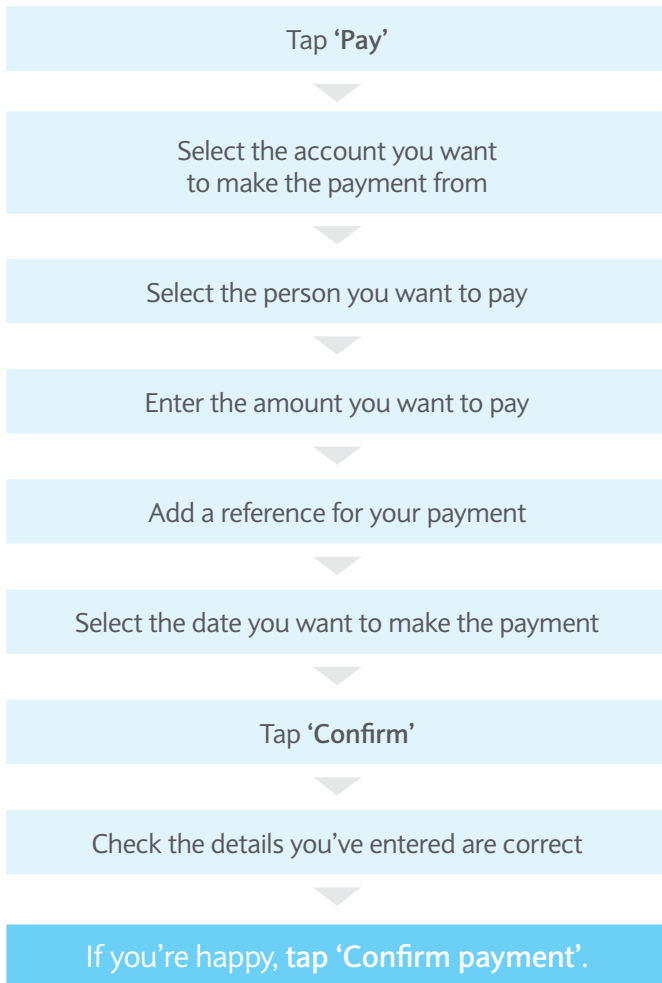


How to make payments to existing payees



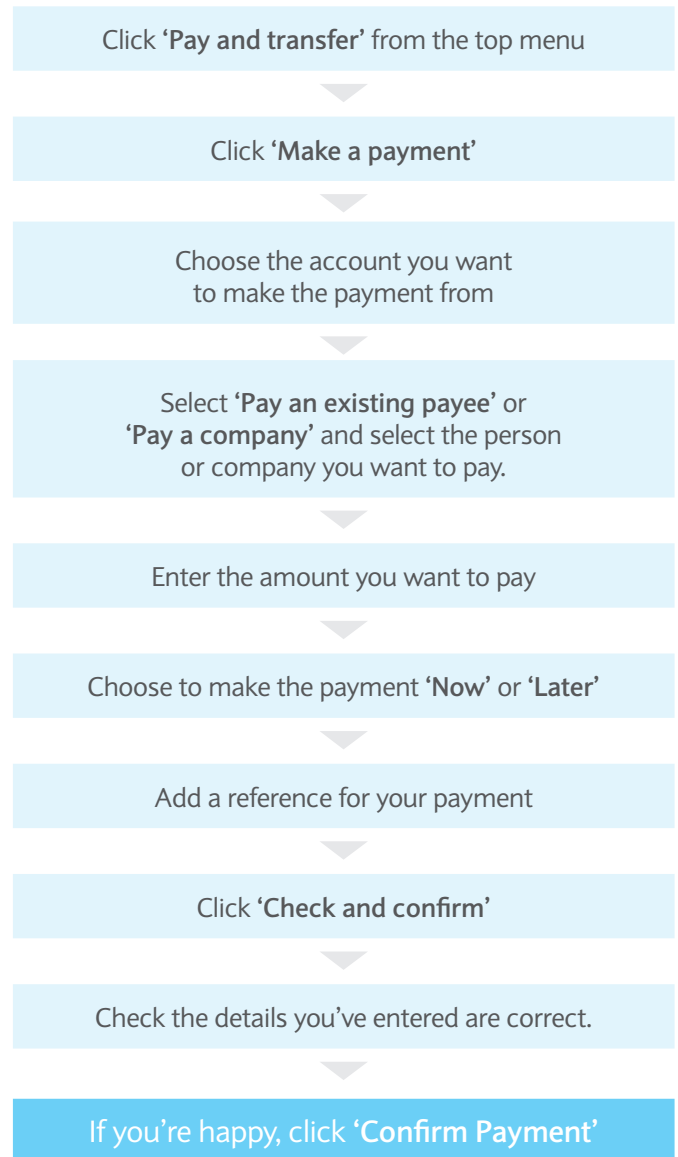
How to make a payment to an existing payee using Barclays Mobile Banking

The Barclays Mobile Banking app is a secure and easy way to pay your bills any time, anywhere. Simply log in to the app and follow these steps:



How to make a payment to an existing payee using Barclays Online Banking

Barclays Online Banking is an easy, secure way to pay your bills from the comfort of your own home. Simply log in and follow these steps:



We use advanced mobile and online banking security to help protect you and your money when you're banking on your mobile or online.



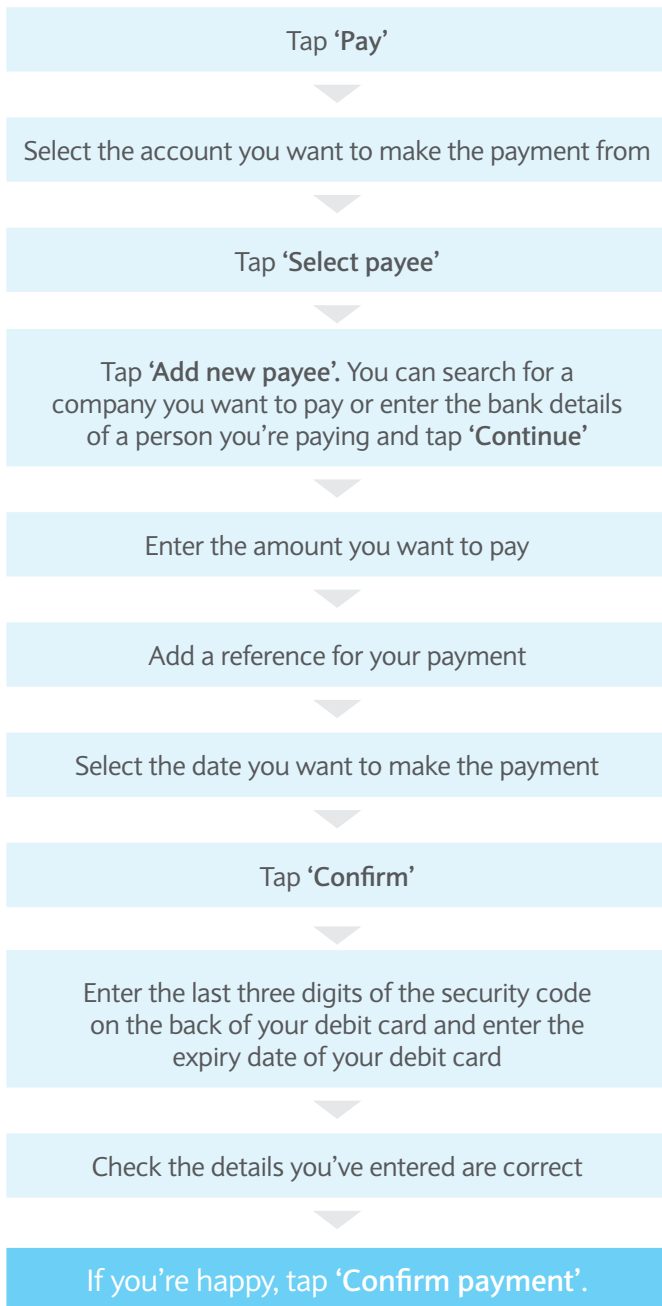
Barclays Mobile Banking: Terms, conditions and other restrictions apply. Available to Barclays customers aged 16 and over with an Android 4.0 and above, iOS6 and above and Windows Phone 8 and above.

How to make payments to someone new



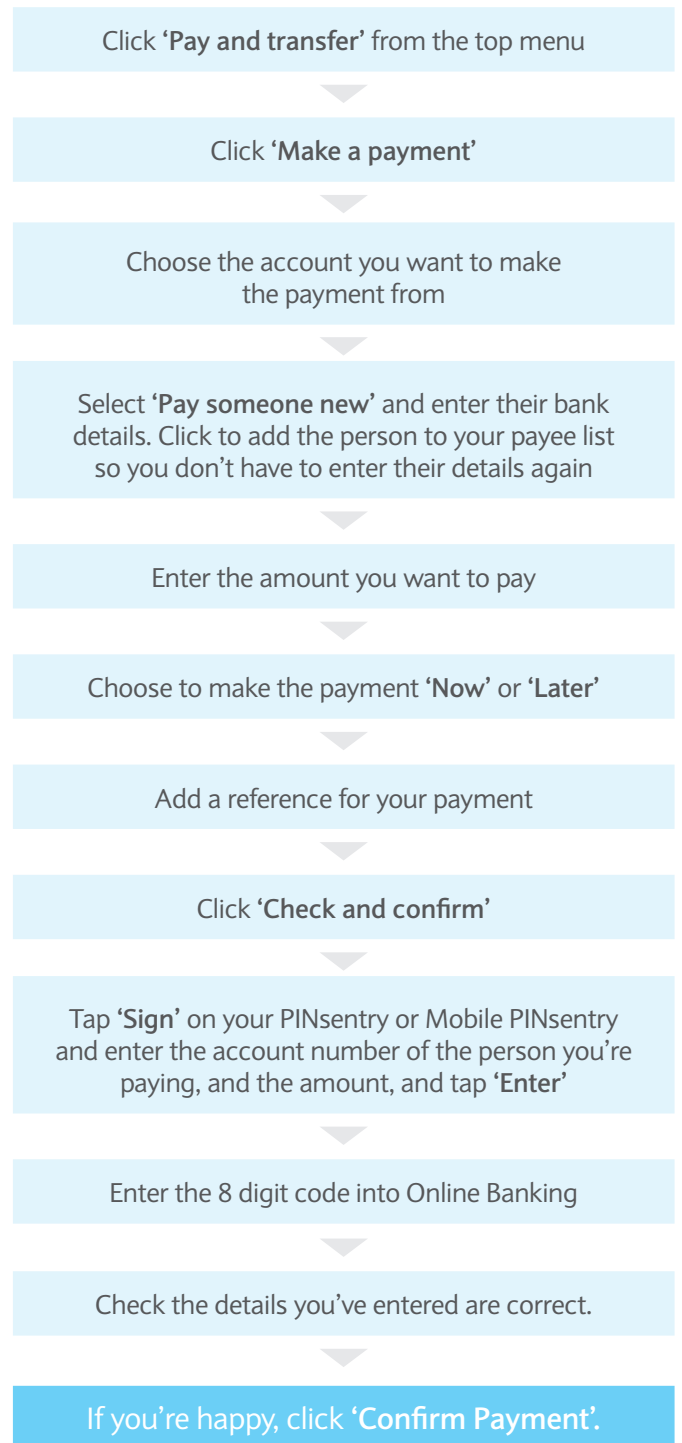
How to make a payment to someone new using Barclays Mobile Banking

If you have an iPhone or Android you can pay someone securely and easily direct from the app. You'll need your debit card and the bank details of the person you're paying. Then simply log in to the app and follow these steps:



How to make a payment to someone new using Barclays Online Banking

You can make new payments easily and securely from the comfort of your own home with Barclays Online Banking. You'll need your PINsentry card reader and the bank details of the person you're paying. Then simply log in and follow these steps:



We use advanced mobile and online banking security to help protect you and your money when you're banking on your mobile or online.



Barclays Mobile Banking: Terms, conditions and other restrictions apply. Available to Barclays customers aged 16 and over with an Android 4.0 and above, iOS6 and above and Windows Phone 8 and above.